

DESIGN AND PERFORMANCE VERSATILITY WITH UNMATCHED FABRICATION FLEXIBILITY

Photography: © Bob Perzel



TRIFAB® VERSAGLAZE® 450, 451 & 451T (THERMAL) FRAMING SYSTEMS & TRIFAB® 451UT (ULTRA THERMAL) FRAMING SYSTEM

Trifab® VersaGlaze® is built on the proven and successful Trifab® platform – with all the versatility its name implies. There are enough framing system choices, fabrication methods, design options and performance levels to please the most discerning building owner, architect and installer. The 4.5" depth Trifab® VersaGlaze® Framing System family is available with non-thermal, thermal and ultra-thermal performance levels.

The ultra-thermal Trifab® 451UT Framing System, is designed for the most demanding thermal performance and employs actual Isolock® thermal break.

AESTHETICS

Trifab® VersaGlaze® Framing Systems offer designers a choice of front-, center-, back- or multi-plane glass applications. Structural silicone glazing (SSG) and weatherseal glazing options further expand designers' choice, allowing for a greater range of possibilities for specific project requirements and architectural styles. All systems have a 4-1/2" frame depth; Trifab® VersaGlaze® 450 has 1-3/4" sightlines, while Trifab® VersaGlaze® 451/451T and Trifab® 451UT have 2" sightlines.

With seamless incorporation of Kawneer entrances or windows, including GLASSvent® visually frameless ventilators, Trifab® framing can be used on almost any project. These framing systems can also be packaged with Kawneer curtain walls and overhead glazing, thereby providing a full range of proven, and tested, quality products for the owner, architect and installer from a single-source supplier.

ECONOMY

Trifab® VersaGlaze® 450/451/451T/451UT Framing Systems offer a variety of fabrication choices to suit your project:

- **Screw Spline** – for economical continuous runs utilizing two-piece vertical members that provide the option to pre-assemble units for efficient handling and installation. (available for all Trifab systems)
- **Shear Block** – for punched openings or continuous runs using tubular verticals with shear blocks to connect horizontal members. (available for 450/451/451T systems)
- **Stick** – for fast, easy field fabrication. Continuous sill and head receptors are installed with horizontals connected to tubular verticals with shear blocks. (available for 450/451/451T systems)
- **Pre-glazed** – The combination of screw spline construction with pre-glazing in the shop accelerates installation and reduces field labor time while minimizing disruption to the surrounding area or existing tenants. Making it an exceptional choice for new or retrofit applications, particularly in urban areas or where space is limited. (available for 451/451T/451UT framing)

Photography: © Ben Gancsos



All systems can be flush glazed from either the inside or outside. The weatherseal option provides an alternative to SSG vertical mullions for Trifab® VersaGlaze® 450/451/451T. This ABS/ASA rigid polymer extrusion allows complete inside glazing and creates a flush glass appearance on the building exterior without the added labor of scaffolding or swing stages. Additionally, high-performance flashing options are engineered to eliminate perimeter sill fasteners and associated blind seals.

FOR THE FINISHING TOUCH


Architectural Class I anodized aluminum and painted finishes in fluoropolymer (AAMA 2605) and solvent-free powder coatings (AAMA 2604) offer a variety of color choices.

PERFORMANCE

Kawneer's Isolock® thermal break technology creates a composite section, prevents dry shrinkage and is available on Trifab® VersaGlaze® 451T. For even greater thermal performance, a dual Isolock® thermal break is used on Trifab® 451UT.

U-factor, CRF values and STC ratings for Trifab® framing systems vary depending upon the glass plane application. Project-specific U-factors can be determined for each individual project.

(See the Kawneer Architectural Manual or Kawneer.com for additional information.)

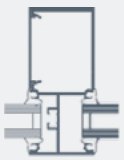
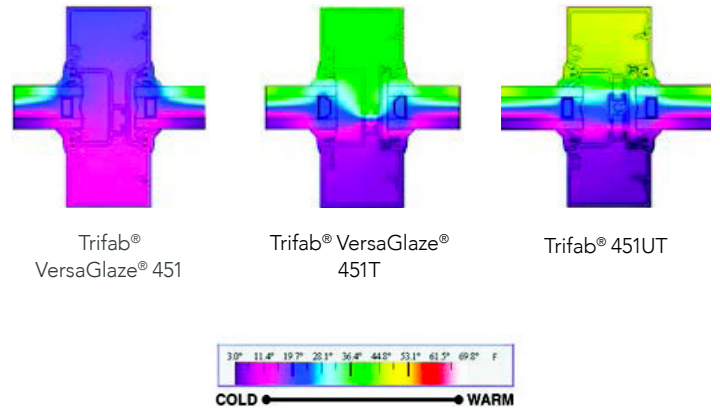


Trifab® 451UT uses a dual Isolock® thermal break (right) and features a new high performance sill design, which incorporates a screw-applied end dam (left), ensuring positive engagement and tight joints between the sill flashing and end dam.

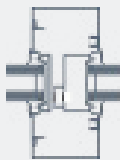
PERFORMANCE TEST STANDARDS

Air Infiltration	ASTM E283
Water	AAMA 501, ASTM E331
Structural	ASTM E330
Thermal	AAMA 1503
Thermal Break	AAMA 505, AAMA TIR-A8
Acoustical	AAMA 1801, ASTM E1425

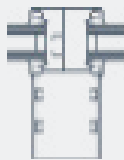
Thermal simulations showing temperature variations from exterior/cold side to interior/warm side.



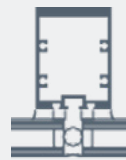
Front



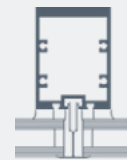
Center



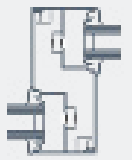
Back



SSG



Weatherseal



Multi-Plane